

Unleash Instant Insights. Act Strategically.

Spendy isn't just a virtual assistant — **it's your personal procurement copilot.**

Fully integrated into the SpendHQ platform, Spendy is built for procurement, by procurement. It learns the context of your business, remembers your history, knows your data, and helps you navigate procurement challenges in plain language. Ask real questions, get fast, tailored answers—and move from insight to impact. It's not a shortcut—it's a smarter, faster way to lead.

Start Broad. Go Deep.

The more detailed and strategic your questions, **the more powerful and tailored** Spendy's answers become.



Initial Prompt:

"Show me the top 10 categories by actual spend from 2024 to 2025."



Here is the evolution of actual spend by category for the top 10 categories (ranked by total spend across 2024 and 2025):

Category	% Change (2024 → 2025)
Bearing	+2,455%
Ground Transportation	+2,646%
Legal Services	+40%
LTL	-92%
Pallets	+1,221%
Special Paper - General	+849%
SW Purchase/Maintenance	+3,889%
Temporary Labor	-43%
Truckload	-92%
Warehousing Services	-89%

Spendy delivers a clear, visual trend analysis—spotting long-term shifts and emerging hotspots in your category spend.



Next-Level Prompt:

"Let's drill into the Bearings category—what's driving the spike in 2025?"



Here is a detailed analysis of the "Bearing" category spend evolution, highlighting where the 2025 rise comes from:

By Business Unit (Actual Spend):

- **Acme 19:**
2024: Not present
2025: 49,250,000
→ This is the key driver of the increase in 2025, representing nearly all growth.
- **Acme 16:**
2024: 682,260...



Key Insights

- The massive increase in Bearing category spend in 2025 is almost entirely due to a new or greatly expanded project/purchase with Acme 19 business unit, focused in the USA.
- Other business units show only minor changes or flat spend.

Strategic Recommendations:

- Investigate the underlying projects or contracts driving this spend in Acme 19 and the USA.
- Assess supplier dependency and supply risk given the concentration of spend in one business unit and geography...

Spendy zooms in, surfacing supplier trends, volume drivers, pricing shifts, or new regions of spend—all in context.

Tie It to Business Strategy

Your expertise combined with Spendy's quick analysis drives **powerful business insights.**



Prompt:

"Which projects are linked to Acme 19 business units in the Bearings category?"

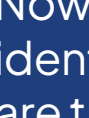
Spendy connects project pipeline data with spend categories, helping you pinpoint what's influencing your cost profile.



Projects Linked to Acme 19 & Bearing Category

Project Name: Bearings Request for Proposal

- Description: Performing RFP to identify additional Bearing suppliers
- Year: 2025
- Actual Spend: 49,250,000
- Suppliers Involved:
 - SKF USA INC
 - MOTION INDUSTRIES INC
 - GRAINGER
 - FASTENAL
 - Timken...



Outcome:

Now procurement can identify whether rising costs are tied to growth initiatives, supply constraints, or rogue spend—**and take action fast.**

AI, But Smarter



Some tools offer simple answers to simple questions. Spendy goes deeper—connecting the dots across projects, suppliers, and strategy so you can make decisions that actually move the needle.

Strategic Interpretation:

- This project likely represents a strategic sourcing event or major initiative (e.g., expansion, new plant, Large maintenance campaign) or Acme 19.
- The scale of the investment implies a significant operational or capital need within Acme 19.

Recommended Next Steps:

- Confirm with stakeholders in Acme 19 the business driver for this RFP.
- Review the contract terms and supplier performance expectations...



From Insights to Action



Prompt:

"Start a new savings project for Bearings—targeting the top 3 suppliers with rising unit costs."



What Spendy does:

Automatically generates a pre-filled project brief in Performance Management, linking to relevant spend trends, impacted suppliers, and potential savings levers—ready for your team to prioritize, assign, and track.

Track KPIs in Real Time



Prompt:

"Which suppliers are flagged with cybersecurity risk in our top 20 vendors?"



What Spendy does:

Spendy surfaces risk indicators in context—no need to bounce between tools or dashboards.



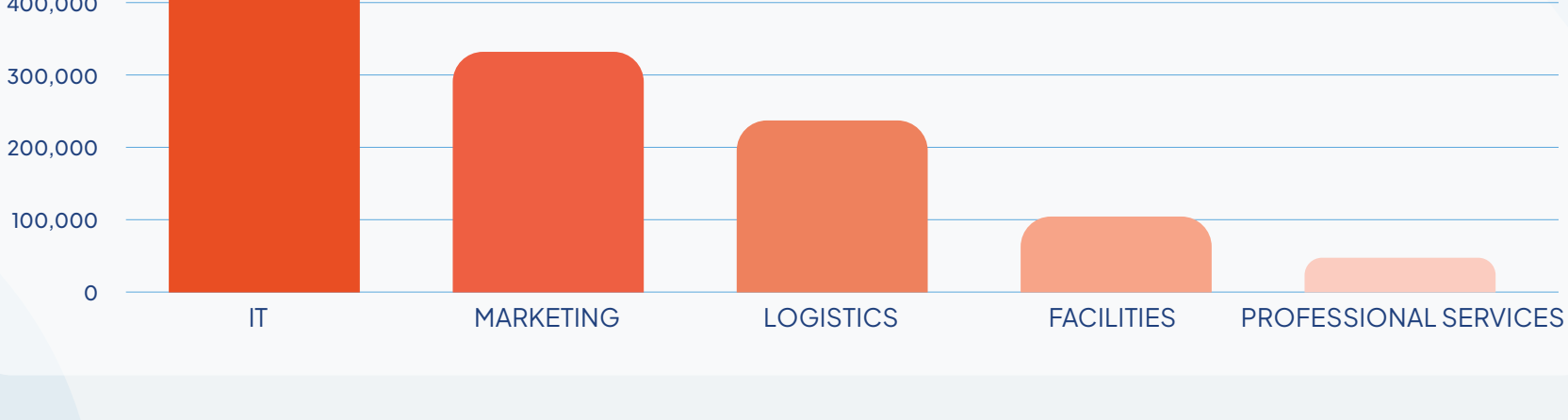
Prompt:

"Which categories have the most off-PO spend across our EMEA region?"

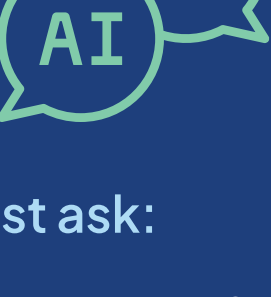


What Spendy does:

Spendy helps you track policy compliance, spot leakage, and prioritize supplier negotiations.



Natural Language, Real Results



You don't need to be a data scientist or BI analyst. Just ask:

"How much of our marketing spend went to diverse suppliers last quarter?"

"What's our savings target progress by initiative?"

"Which suppliers crossed pricing thresholds in the last 90 days?"

Spendy gets you answers—fast, accurate, and always tailored to your business.

From Question to Action, in Seconds

Procurement's impact is amplified and future-proofed when human expertise is combined with intelligent technology to drive fast, meaningful decisions.

Spendy uses your data, your nuance, and your expertise to give your team the clarity and speed needed to lead. Whether you're investigating a cost spike, validating a project, or reporting to finance—Spendy makes it easy to turn data into value.

Ask. Learn. Act.

Welcome to Procurement Intelligence on Demand.



See Spendy in Action

